

Inspiring inclusion at Canada's universities

Universities celebrate the achievements of women throughout the entire educational ecosystem—from leaders to learners. Learn how universities inspire inclusion this International Women's Day.

WOMEN LEADERS IN UNIVERSITIES CANADA

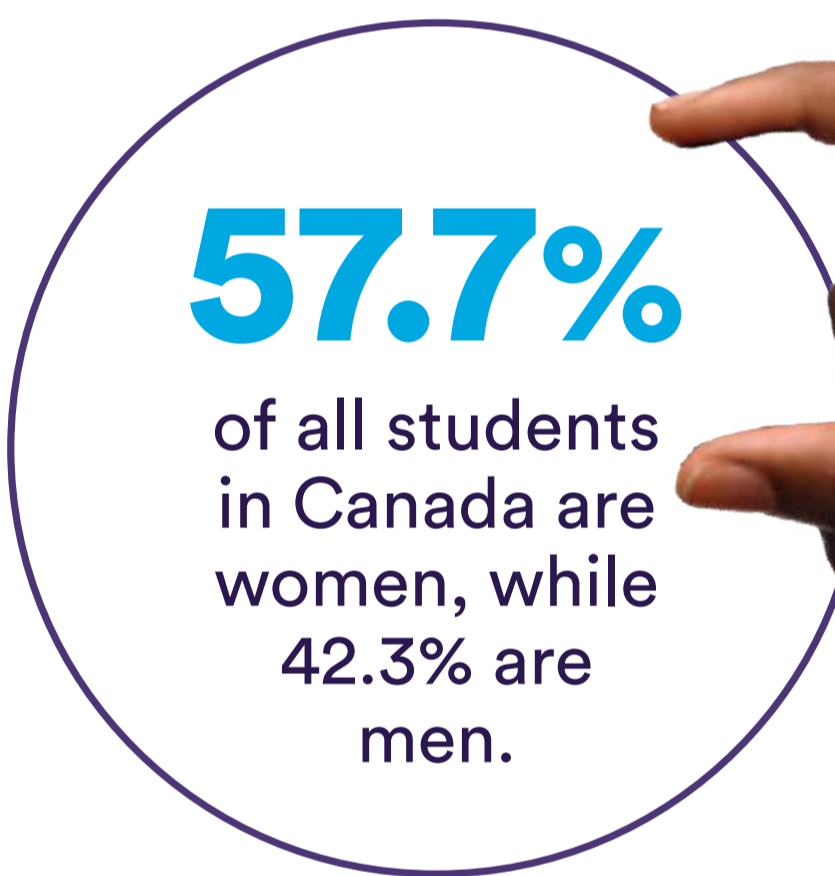


of university executive heads at Universities Canada are women.

Did you know?

In 2014, only 16% university executive heads (at Universities Canada) were women.

WOMEN LEADERS IN EDUCATION

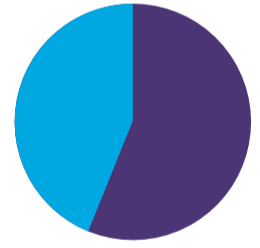


PhD or equivalent



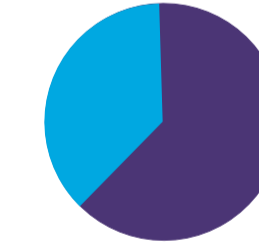
49.2% women
50.8% men

Master's degree or equivalent



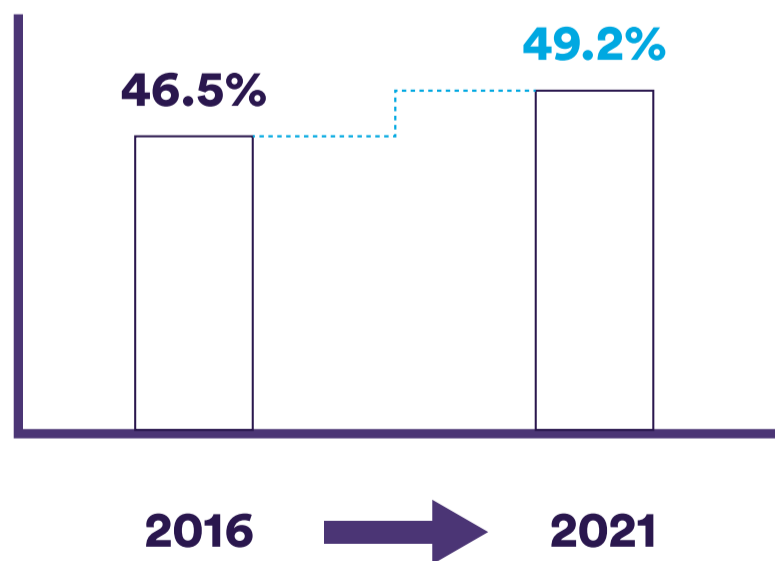
57.3% women
42.7% men

Bachelor's degree or equivalent



59.9% women
40.1% men

Women with doctoral degrees and equivalent increases yearly.



WOMEN LEADERS IN OTHER INDUSTRIES

105
of 338 Members of Parliament were women in 2023.



In 2020, 1 in 5 board executive members in other industries were women.