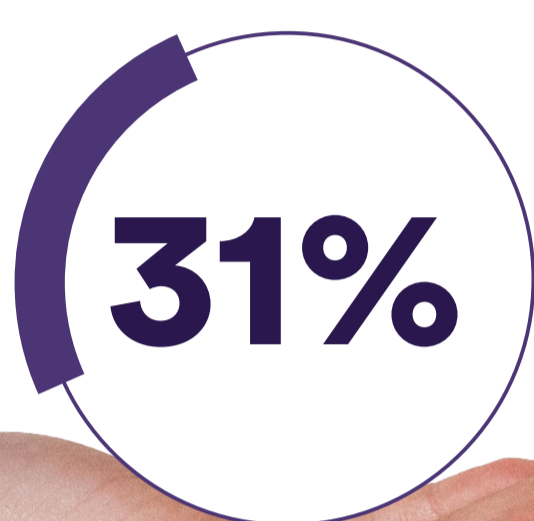


# Inspiring inclusion at Canada's universities

Universities celebrate the achievements of women throughout the entire educational ecosystem—from leaders to learners. Learn how universities inspire inclusion this International Women's Day.

## WOMEN LEADERS IN UNIVERSITIES CANADA



of university executive heads at Universities Canada are women.

### Did you know?

In 2014, only 16% university executive heads (at Universities Canada) were women.

## WOMEN LEADERS IN EDUCATION



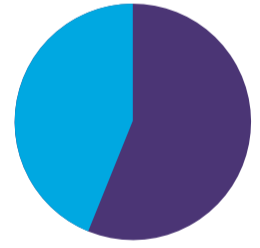
of all students in Canada are women, while 42.3% are men.

PhD or equivalent



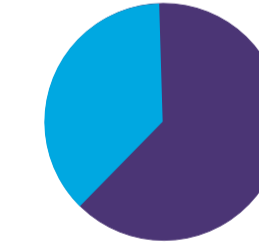
49.2% women  
50.8% men

Master's degree or equivalent



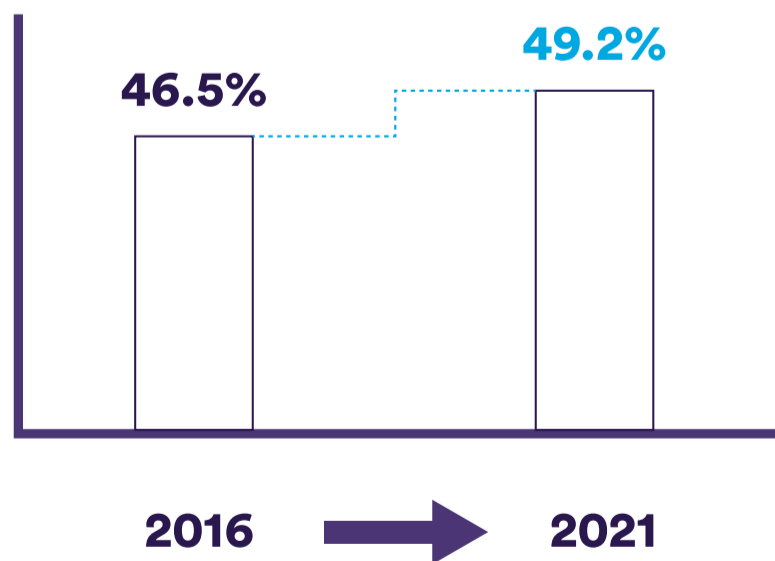
57.3% women  
42.7% men

Bachelor's degree or equivalent



59.9% women  
40.1% men

Women with doctoral degrees and equivalent increases yearly.



## WOMEN LEADERS IN OTHER INDUSTRIES

**105**  
of 338 Members of Parliament were women in 2023.



In 2020, 1 in 5 board executive members in other industries were women.